

General information about company

Scrip code	526709
NSE Symbol	
MSEI Symbol	
ISIN	INE839A01021
Name of the company	Bits Limited
Whether company is SME	No
Class of Security	Equity Shares
Type of report	Quarterly
Quarter Ended / Half year ended/Date of Report (For Prelisting / Allotment)	30-09-2022
Date of allotment / extinguishment (in case Capital Restructuring selected) / Listing Date	
Shareholding pattern filed under	Regulation 31 (1) (b)
Whether the listed entity is Public Sector Undertaking (PSU)?	No

Declaration

Sr. No.	Particular	Yes/No	Promoter and Promoter Group	Public shareholder	Non Promoter- Non Public
1	Whether the Listed Entity has issued any partly paid up shares?	No	No	No	No
2	Whether the Listed Entity has issued any Convertible Securities ?	No	No	No	No
3	Whether the Listed Entity has issued any Warrants ?	No	No	No	No
4	Whether the Listed Entity has any shares against which depository receipts are issued?	No	No	No	No
5	Whether the Listed Entity has any shares in locked-in?	No	No	No	No
6	Whether any shares held by promoters are pledge or otherwise encumbered?	No	No		
7	Whether company has equity shares with differential voting rights?	No	No	No	No
8	Whether the listed entity has any significant beneficial owner?	No			

Table VI - Statement showing foreign ownership limits

Particular	Approved limits (%)	Limits utilized (%)
As on shareholding date	0	0
As on the end of previous 1st quarter	0	0
As on the end of previous 2nd quarter	0	0
As on the end of previous 3rd quarter	0	0
As on the end of previous 4th quarter	0	0

Table I - Summary Statement holding of specified securities

Category (I)	Category of shareholder (II)	Nos. Of shareholders (III)	No. of fully paid up equity shares held (IV)	No. Of Partly paid-up equity shares held (V)	No. Of shares underlying Depository Receipts (VI)	Total nos. shares held (VII) = (IV)+ (V)+ (VI)	Shareholding as a % of total no. of shares (calculated as per SCRR, 1957) (VIII) As a % of (A+B+C2)	Number of Voting Rights held in each class of securities (IX)			
								No of Voting (XIV) Rights			Total as a % of (A+B+C)
								Class eg: X	Class eg:y	Total	
(A)	Promoter & Promoter Group	1	72799186			72799186	65.07	72799186		72799186	65.07
(B)	Public	16741	39075814			39075814	34.93	39075814		39075814	34.93
(C)	Non Promoter- Non Public										
(C1)	Shares underlying DRs										
(C2)	Shares held by Employee Trusts										
	Total	16742	111875000			111875000	100	111875000		111875000	100

Table I - Summary Statement holding of specified securities

Category (I)	Category of shareholder (II)	No. Of Shares Underlying Outstanding convertible securities (X)	No. of Shares Underlying Outstanding Warrants (Xi)	No. Of Shares Underlying Outstanding convertible securities and No. Of Warrants (Xi) (a)	Shareholding , as a % assuming full conversion of convertible securities (as a percentage of diluted share capital) (XI)= (VII)+(X) As a % of (A+B+C2)	Number of Locked in shares (XII)		Number of Shares pledged or otherwise encumbered (XIII)		Number of equity shares held in dematerialized form (XIV)	Sub-categorization of shares		
						No. (a)	As a % of total Shares held (b)	No. (a)	As a % of total Shares held (b)		Sub-category (i)	Sub-category (ii)	Sub-category (iii)
(A)	Promoter & Promoter Group				65.07					72799186			
(B)	Public				34.93					29544964	0	0	0
(C)	Non Promoter-Non Public												
(C1)	Shares underlying DRs												
(C2)	Shares held by Employee Trusts												
	Total				100					102344150	0	0	0

Table II - Statement showing shareholding pattern of the Promoter and Promoter Group

Sr.	Category & Name of the Shareholders (I)	Nos. Of shareholders (III)	No. of fully paid up equity shares held (IV)	No. Of Partly paid-up equity shares held (V)	No. Of shares underlying Depository Receipts (VI)	Total nos. shares held (VII) = (IV)+ (V)+ (VI)	Shareholding as a % of total no. of shares (calculated as per SCRR, 1957) (VIII) As a % of (A+B+C2)	Number of Voting Rights held in each class of securities (IX)			
								No of Voting (XIV) Rights			Total as a % of Total Voting rights
								Class eg: X	Class eg:y	Total	
A	Table II - Statement showing shareholding pattern of the Promoter and Promoter Group										
(1)	Indian										
(d)	Any Other (specify)	1	72799186			72799186	65.07	72799186		72799186	65.07
Sub-Total (A) (1)		1	72799186			72799186	65.07	72799186		72799186	65.07
(2)	Foreign										
Total Shareholding of Promoter and Promoter Group (A)=(A)(1)+(A) (2)		1	72799186			72799186	65.07	72799186		72799186	65.07
B	Table III - Statement showing shareholding pattern of the Public shareholder										
(1)	Institutions (Domestic)										
(a)	Mutual Funds	4	30500			30500	0.03	30500		30500	0.03
(j)	Other Financial Institutions	1	47000			47000	0.04	47000		47000	0.04
Sub-Total (B)(1)		5	77500			77500	0.07	77500		77500	0.07
(2)	Institutions (Foreign)										
(3)	Central Government / State Government(s)										
(4)	Non-institutions										
(e)	Trusts where any person belonging to 'Promoter and Promoter Group' category is 'trustee', 'beneficiary', or 'author of the trust'	1	16150			16150	0.01	16150		16150	0.01
(g)	Resident Individuals holding nominal share capital up to Rs. 2 lakhs	16408	33605927			33605927	30.04	33605927		33605927	30.04
(h)	Resident Individuals holding nominal share capital in excess of Rs. 2 lakhs	18	3417141			3417141	3.05	3417141		3417141	3.05
(i)	Non Resident Indians (NRIs)	155	1124617			1124617	1.01	1124617		1124617	1.01
(l)	Bodies Corporate	139	759335			759335	0.68	759335		759335	0.68
(m)	Any Other (specify)	15	75144			75144	0.07	75144		75144	0.07
Sub-Total (B)(4)		16736	38998314			38998314	34.86	38998314		38998314	34.86
Total Public Shareholding (B)=(B)(1)+(B) (2)+(B)(3)+(B) (4)		16741	39075814			39075814	34.93	39075814		39075814	34.93

C	Table IV - Statement showing shareholding pattern of the Non Promoter- Non Public shareholder											
Total (A+B+C2)		16742	111875000			111875000	100		111875000		111875000	100
Total (A+B+C)		16742	111875000			111875000	100		111875000		111875000	100





Table II - Statement showing shareholding pattern of the Promoter and Promoter Group

Sr.	No. Of Shares Underlying Outstanding convertible securities (X)	No. of Shares Underlying Outstanding Warrants (Xi)	No. Of Shares Underlying Outstanding convertible securities and No. Of Warrants (Xi) (a)	Shareholding , as a % assuming full conversion of convertible securities (as a percentage of diluted share capital) (XI)= (VII)+(X) As a % of (A+B+C2)	Number of Locked in shares (XII)		Number of Shares pledged or otherwise encumbered (XIII)		Number of equity shares held in dematerialized form (XIV)	Sub-categorization of shares		
					No. (a)	As a % of total Shares held (b)	No. (a)	As a % of total Shares held (b)		Sub-category (i)	Sub-category (ii)	Sub-category (iii)
A	Table II - Statement showing shareholding pattern of the Promoter and Promoter Group											
(1)	Indian											
(d)				65.07					72799186			
Sub-Total (A) (1)				65.07					72799186			
(2)	Foreign											
Total Shareholding of Promoter and Promoter Group (A)= (A)(1)+(A)(2)				65.07					72799186			
B	Table III - Statement showing shareholding pattern of the Public shareholder											
(1)	Institutions (Domestic)											
(a)				0.03					0	0	0	0
(j)				0.04					0	0	0	0
Sub-Total (B) (1)				0.07					0	0	0	0
(2)	Institutions (Foreign)											
(3)	Central Government / State Government(s)											
(4)	Non-institutions											
(e)				0.01					16150	0	0	0
(g)				30.04					25245677	0	0	0
(h)				3.05					3417141	0	0	0
(i)				1.01					247117	0	0	0
(l)				0.68					543735	0	0	0
(m)				0.07					75144	0	0	0
Sub-Total (B) (4)				34.86					29544964	0	0	0
Total Public Shareholding (B)=(B)(1)+(B)(2)+(B)(3)+(B)(4)				34.93					29544964	0	0	0
C	Table IV - Statement showing shareholding pattern of the Non Promoter- Non Public shareholder											
Total (A+B+C2)				100					102344150			
Total				100					102344150			


(A+B+C)									
---------	--	--	--	--	--	--	--	--	--



Any Other (specify)

Serial No.	1	
Category	Bodies Corporate	Click here to go back
Name of the Shareholders (I)	VIZWISE COMMERCE PRIVATE LIMITED	
PAN (II)	AABCS7660J	Total
No. of the Shareholders (I)	1	1
No. of fully paid up equity shares held (IV)	72799186	72799186
No. Of Partly paid-up equity shares held (V)		
No. Of shares underlying Depository Receipts (VI)		
Total nos. shares held (VII) = (IV)+ (V)+ (VI)	72799186	72799186
Shareholding as a % of total no. of shares (calculated as per SCRR, 1957) (VIII) As a % of (A+B+C2)	65.07	65.07
Number of Voting Rights held in each class of securities (IX)		
Class eg: X	72799186	72799186
Class eg:y		
Total	72799186	72799186
Total as a % of Total Voting rights	65.07	65.07
No. Of Shares Underlying Outstanding convertible securities (X)		
No. of Shares Underlying Outstanding Warrants (Xi)		
No. Of Shares Underlying Outstanding convertible securities and No. Of Warrants (Xi) (a)		
Shareholding , as a % assuming full conversion of convertible securities (as a percentage of	65.07	65.07

diluted share capital) (XI)= (VII)+(X) As a % of (A+B+C2)		
Number of Locked in shares (XII)		
No. (a)		
As a % of total Shares held (b)		
Number of Shares pledged or otherwise encumbered (XIII)		
No. (a)		
As a % of total Shares held (b)		
Number of equity shares held in dematerialized form (XIV)	72799186	72799186
Reason for not providing PAN		
Reason for not providing PAN		
Shareholder type	Promoter	



Any Other (specify)

Serial No.	1	
Category	Clearing Members	
Category / More than 1 percentage	Category	
Name of the Shareholders (I)		Click here to go back
PAN (II)		Total
No. of the Shareholders (I)	15	15
No. of fully paid up equity shares held (IV)	75144	75144
No. Of Partly paid-up equity shares held (V)		
No. Of shares underlying Depository Receipts (VI)		
Total nos. shares held (VII) = (IV)+ (V)+ (VI)	75144	75144
Shareholding as a % of total no. of shares (calculated as per SCRR, 1957) (VIII) As a % of (A+B+C2)	0.07	0.07
Number of Voting Rights held in each class of securities (IX)		
Class eg: X	75144	75144
Class eg:y		
Total	75144	75144
Total as a % of Total Voting rights	0.07	0.07
No. Of Shares Underlying Outstanding convertible securities (X)		
No. of Shares Underlying Outstanding Warrants (Xi)		
No. Of Shares Underlying Outstanding convertible securities and No. Of Warrants (Xi) (a)		
Shareholding , as a % assuming full conversion of convertible		

securities (as a percentage of diluted share capital) (XI)= (VII)+(X) As a % of (A+B+C2)	0.07	0.07
Number of Locked in shares (XII)		
No. (a)		
As a % of total Shares held (b)		
Number of equity shares held in dematerialized form (XIV)	75144	75144
Reason for not providing PAN		
Reason for not providing PAN		
Sub-categorization of shares		
Shareholding (No. of shares) under		
Sub-category (i)	0	0
Sub-category (ii)	0	0
Sub-category (iii)	0	0

